

IF IN DOUBT ASK
DO NOT SCALE

A

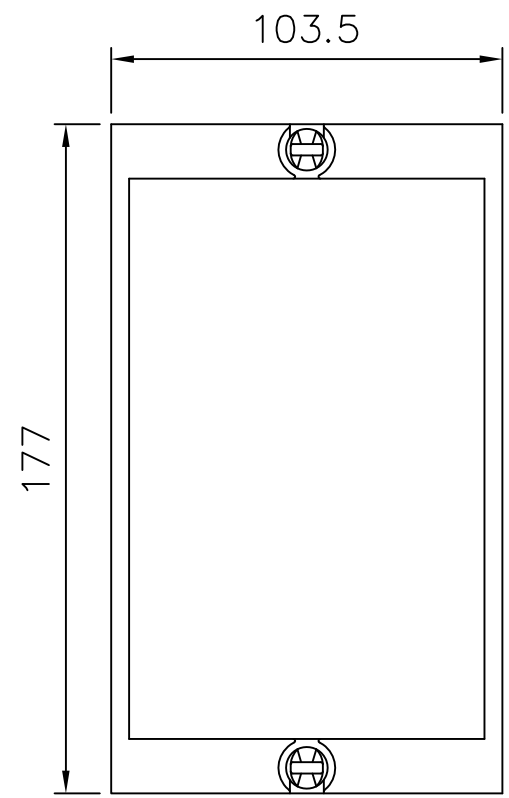
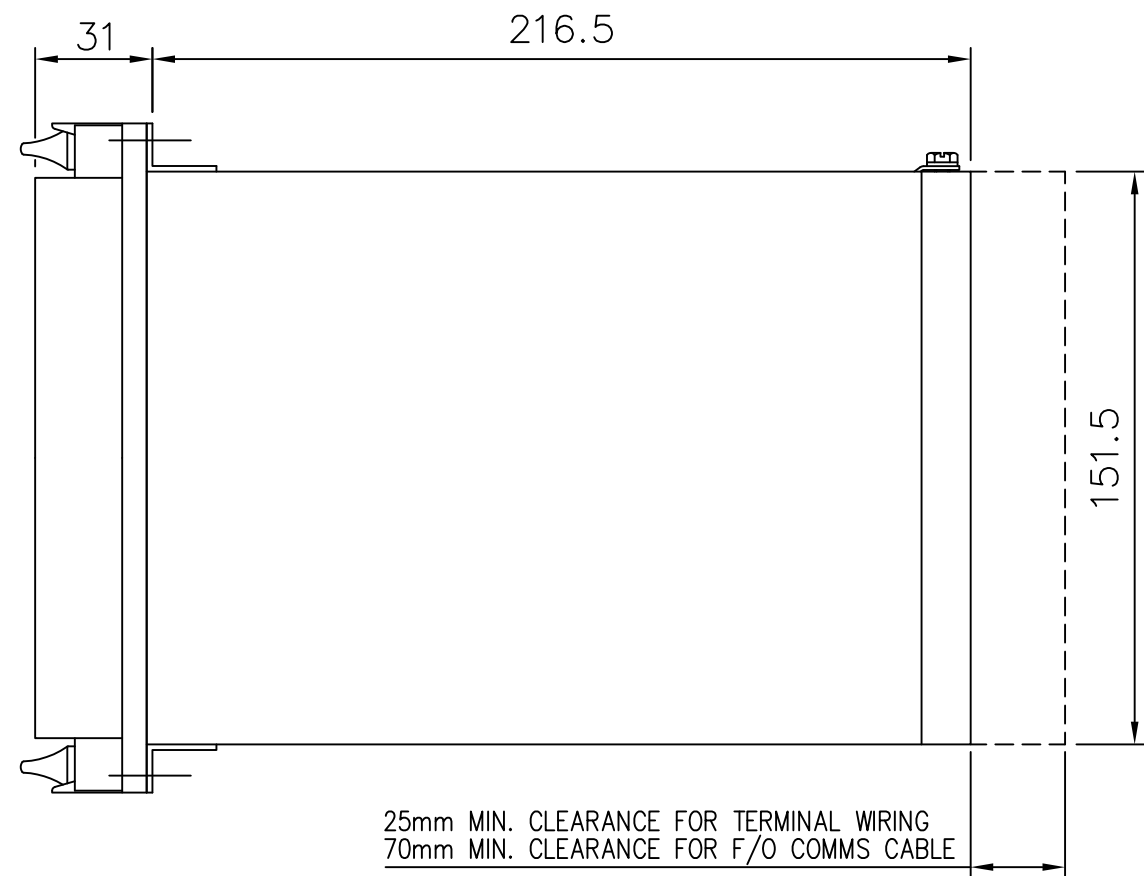
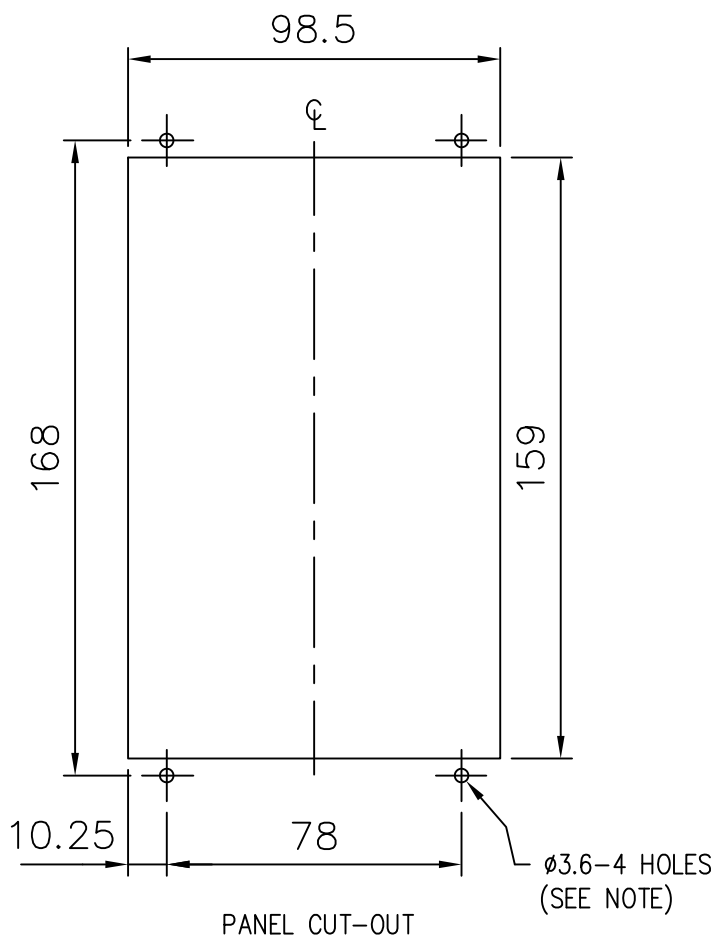
B

C

D

E

F



**NOT SUBJECT TO UPDATE
ONCE COPIED / PRINTED
OR DOWNLOADED**

DRAWING OFFICE ONLY NOTE
ANY CHANGE TO THIS DRG MUST BE REFLECTED
ON DRG 2995X10017 & CATALOGUE

NOTE:
THE $\phi 3.6$ HOLES ARE FOR M4 THREAD FORMING (TRILOBULAR) SCREWS.
THESE ARE SUPPLIED AS STANDARD AND ARE SUITABLE FOR USE IN
FERROUS/ALUMINIUM PANELS 1.6mm THICK AND ABOVE. FOR OTHER
PANELS, HOLES TO BE M4 CLEARANCE (TYPICALLY $\phi 4.5$) AND RELAYS
MOUNTED USING M4 MACHINE SCREWS, NUTS AND LOCKWASHERS
(SUPPLIED IN PANEL FIXING KIT).

4 RDW	04/06/07	MN995/2883 (AL)
3 RDW	27/09/06	MN995/2462(ML/RDW)
2	30/7/01	MN995/2125
1	12/07/00	CHANGE
ISSUE	DATE	NOTED \triangle

MATERIAL:

Dimensions in millimetres ; Surface texture in micrometres.
Machine where marked \checkmark
For explanation of dimensions, tolerances, notes etc. see B.S.308.
Limit on untoleranced unmachined dimensions \pm _____
Limits on untoleranced machined dimensions to B.S.4500;
i.e. up to 6 ± 0.1 ; over 30 to 120 ± 0.3 ; over 315 ± 0.8 ;
over 6 to 30 ± 0.2 ; over 120 to 315 ± 0.5 ;
General unmachined angular tolerance \pm _____

Finish: _____
Treatment: _____

Title:
OVERALL DIMENSIONS AND PANEL DRILLING
FOR EPSILON E4 CASE.
SIEMENS PROTECTION DEVICES LTD.
Original Scale:
1 : 2

First used on:
Similar Articles:
Supersedes:
Drg. No.
2995X10004